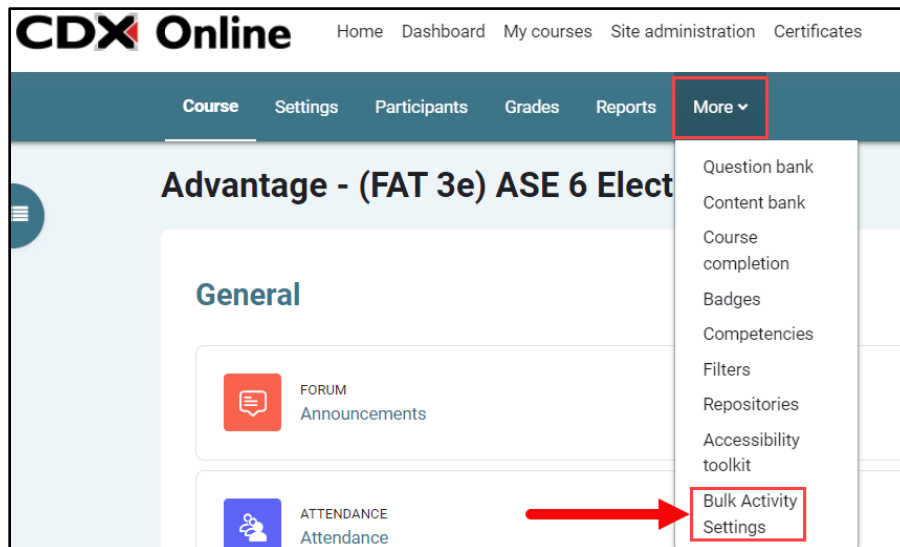


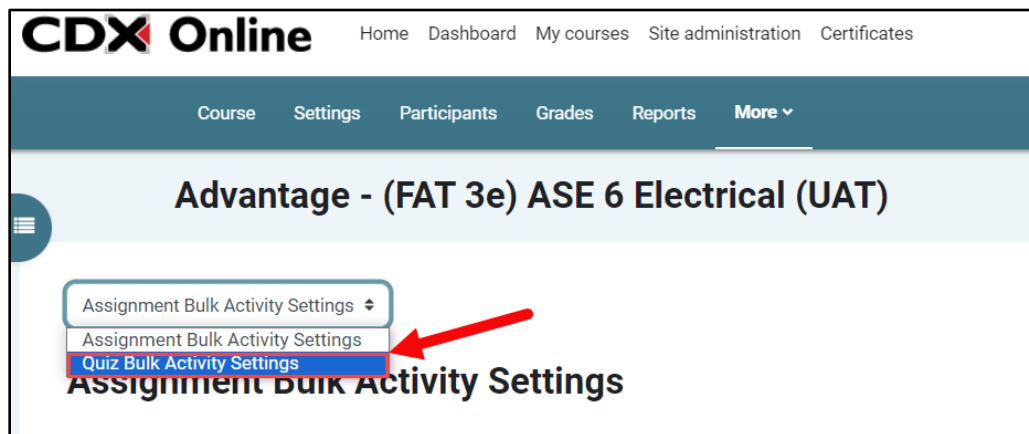
# How to Bulk Edit Quiz Settings

The steps below provide directions on how to apply changes to key quiz settings in bulk, or to several quizzes at a time.

1. From any course contents page, hover your mouse over the **More** option from the course navigation menu at the top of the page and select **Bulk Activity Settings** from the resulting dropdown menu.



2. Select the **Quiz Bulk Activity Settings** option using the dropdown menu provided at the top of the following page.



3. On the **Quiz Bulk Activity Settings** page, there are multiple options to apply settings in bulk for up to 10 quizzes at a time. To apply the settings of your choosing, check the **Enable** box immediately to the setting's right and use the respective dropdown menus to select the desired parameters where applicable. Note, any setting not 'Enabled' will not overwrite the current configuration in selected quizzes while other settings, such as "Attempts allowed," are automatically applied to selected quizzes upon saving your changes.

**Quiz Bulk Activity Settings**

▼ **Availability**

Expect completed on       Enable

Open the quiz       Enable

Close the quiz       Enable

Time limit    Enable

When time expires

Submission grace period    Enable

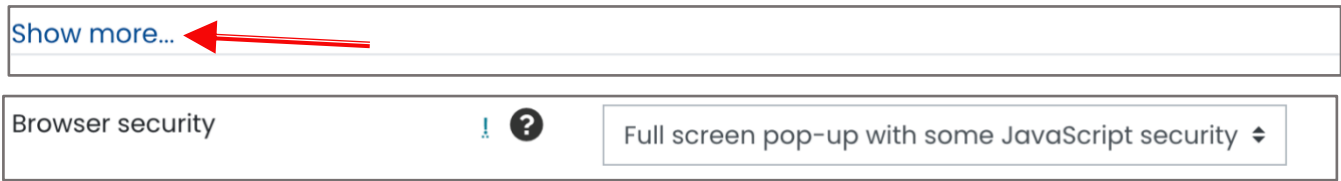
Grade to pass

Attempts allowed

Shuffle within questions

- Expect completed on:** Specifies a date and time the activity is expected to be completed.
- Open the quiz:** Sets the date and time students may begin to access the quiz.
- Close the quiz:** Sets a date and time students may no longer access the quiz.
- Time limit:** Sets a time limit for completing the quiz once beginning it.
- When time expires:** Specify submission behavior when a student fails to submit the quiz before the time limit expires. If you choose the "There is a grace period..." option, you must also enable and set a grace period greater than '0' in the **Submission grace period** field.
- Grade to pass:** Set a minimum grade required to pass (*Note: here, grade refers to points, not percentage*). Leaving this field blank does not apply a minimum grade to pass on your quizzes. This field must be greater than '0' to apply a passing grade.
- Attempts allowed:** You may choose the number of quiz attempts allowed per student.
- Shuffle within questions:** You may choose **Yes** to randomly shuffle answer choices in multiple choice questions.

4. You may also apply **Browser Security** by clicking on **Show More**, then selecting 'Full screen pop-up with some JavaScript security' option in the respective dropdown menu.



5. Once you have all desired settings set, check the quizzes you wish to apply your settings to. Quizzes listed here will appear as they are currently named in your course.

### ▼ quizzes

You can select 10 quizzes at a time.  
You have selected 7 quizzes.

quiz List

- Course Pretest
- Chapter 56 Pretest
- 56-1 Quiz
- 56-2 Quiz
- 56-3 Quiz
- 56-4 Quiz
- 56-5 Quiz
- 56-6 Quiz
- 56-7 Quiz
- 56-8 Quiz
- 56-9 Quiz
- Chapter 56 End of Chapter Questions
- Chapter 56 Test
- Chapter 57 Pretest
- 57-1 Quiz
- 57-2 Quiz
- 57-3 Quiz
- 57-4 Quiz
- 57-5 Quiz
- 57-6 Quiz
- 57-7 Quiz

6. Scroll down as needed to click **Save Changes**. The page refreshes after saving, and you may navigate to your changed quizzes to confirm the bulk settings changes were applied.

- Charging System Performance Testing Exercise 03
- Charging System Performance Testing Exercise 04
- Circuit Tracing Exercise 01 – Simple Circuit 3 Color
- Circuit Tracing Exercise 02 – Simple Circuit 7 Color
- Circuit Tracing Exercise 03 – Courtesy Light Circuit 3 Color
- Circuit Tracing Exercise 04 – Courtesy Light Circuit 7 Color
- Final Exam

---

