





Step	CDX Fundamentals of Automotive Technology 2e: Activity Sheet		
<b>1</b>	Log into CDX and complete the following activities.		
<b>2</b>	Starting at the <b>Dashboard</b> (also known as <b>CDX Home</b> page), Click on your name where it appears in the top right of the screen. What are the six (6) options that appear in the menu?		
	1.	2.	3.
	4.	5.	6.
<b>3</b>	Click on each of the items in this menu, at which of these can you:  See the results of quizzes and tests you have/will undertake? _____ Update your personal settings? _____		
<b>4</b>	Look at the far <b>left navigation menu</b> and notice the 3 menu items. Which menu item will you use to access all available courses? _____		
<b>5</b>	From this menu, choose <b>Safety and Foundation</b> course.		
<b>6</b>	What is the name of <b>Chapter 6</b> in the <b>Safety and Foundation</b> course? _____		
<b>7</b>	Open <b>Chapter 6</b> . Look at the contents and answer the following: What type of items have the  icon? _____ What type of items have the  icon? _____		
<b>8</b>	Still in <b>Chapter 6</b> , open <b>K06004 – Identify tools and their usage in automotive applications</b> and answer the following questions:  Does this page open in a new tab of your browser? _____ Listen to the page. What color does the reader use to highlight the current word being read? _____ When you highlight or double-click text on the page, are you able to have that text read to you? _____		
<b>9</b>	Look at the top menu of <b>K06004 – Identify tools and their usage in automotive applications</b> :  How many Skill Videos are listed? _____ How many Animations are listed? _____ Which tasksheet number is listed? _____		
<b>10</b>	Close the <b>K06004 – Identify tools and their usage in automotive applications</b> tab in your browser to return to <b>Chapter 6</b> .		
<b>11</b>	At the bottom of <b>Chapter 6</b> , find and open the item named <b>Ch 6. Resources</b> . There are seven (11) resources available. What is the first one? _____		
<b>12</b>	What happens when you click on <b>Audio Book</b> ? _____ Click the  icon. What is the available option? _____ Can you download the book on your computer and/or phone to play while not logged in? _____ <i>Please note that your college/school network may block downloads, if so try doing this at home!</i>		

<b>13</b>	<p>Close the <b>Audio Book</b> and <b>Ch 6. Resources</b> tabs in your browser and click <b>Site Home</b> in the left navigation menu.</p> <p>Access the <b>Electrical</b> course, open <b>Chapter 52 – Meter Usage and Circuit Diagnosis</b> and then <b>N52002 – Demonstrate knowledge of electrical/electronic series, parallel, and series-parallel circuits using principles of electricity (Ohm’s Law)</b>.</p>
<b>14</b>	<p>Open the <b>Learning about Capacitors DVOM</b> from the DVOM tab up top.</p> <p>Which icon must you press to view instructions? _____</p> <p>What information do you see if you click on the key  icon? _____</p>
<b>15</b>	<p>Return to <b>Chapter 52 – Meter Usage and Circuit Diagnosis</b> and open <b>Ch 52. Resources</b>.</p>
<b>16</b>	<p>From the <b>Ch 52. Resources</b> page choose <b>Tasksheets</b> and open the first tasksheet in the <b>Electrical/Electronic Systems</b> section.</p> <p>What is the first tasksheet number listed? _____</p>
<b>17</b>	<p>Congratulations, that is the last question! Please sign and submit to your trainer for marking.</p>

Learner Name: \_\_\_\_\_ Date: \_\_\_\_\_

Learner Signature: \_\_\_\_\_

Result: \_\_\_\_\_

Trainer Signature: \_\_\_\_\_