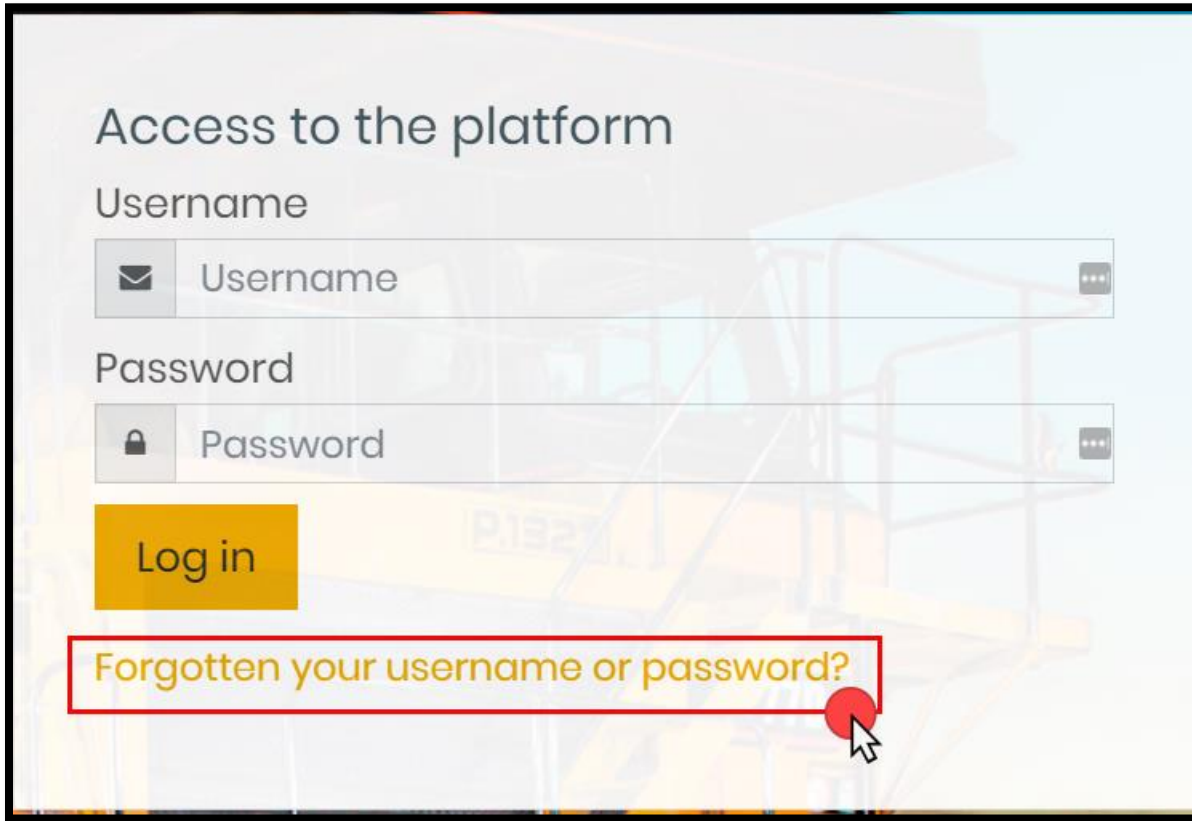
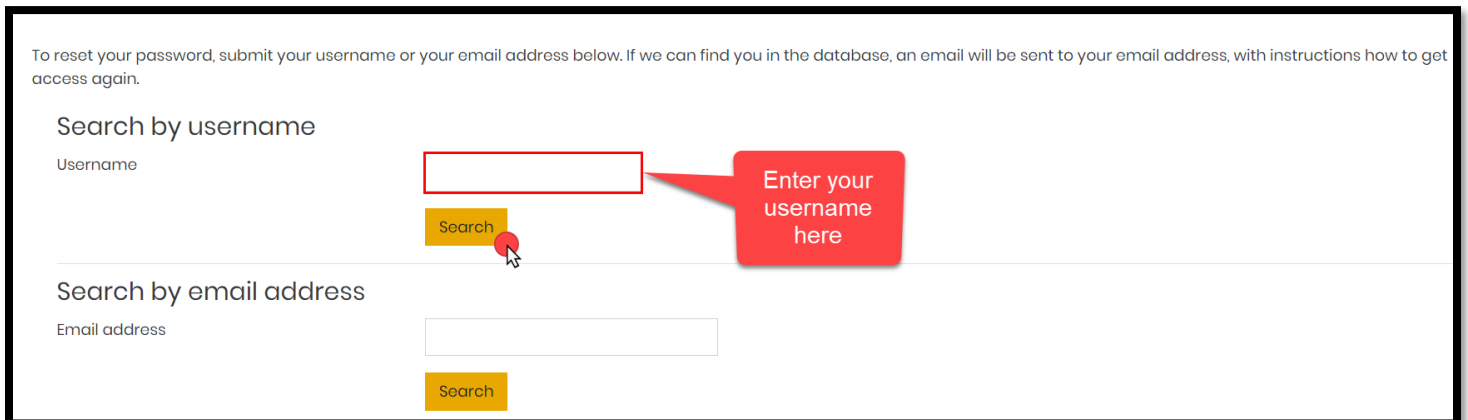


## How to reset your password

1. From the course site login page, click the **Forgotten your username or password** link below the access credentials field.



2. On the page that loads, enter your username in the **Search by username** field provided and click the **Search** button below.



## How to reset your password

- If you do not know your username, enter your email address in the **Email address** field below and click the applicable **Search** button below.

To reset your password, submit your username or your email address below. If we can find you in the database, an email will be sent to your email address, with instructions how to get access again.

Search by username

Username

**Search**

---

Search by email address

Email address

**Search**

Enter your email address here

- A confirmation page will load, notifying you that email reset instructions have been sent to your email address on file. Look in your email Inbox to locate the reset message and click **Continue** on this page.

If you supplied a correct username or email address then an email should have been sent to you.

It contains easy instructions to confirm and complete this password change. If you continue to have difficulty, please contact the site administrator.

**Continue**

- Login to your email and check your Inbox for a new message from CDX. Please note, depending on security settings, it is possible this email may be in your Spam or Junk folder. Click on the hyperlink provided in this email.

Hi [redacted],

A password reset was requested for your account [redacted] at Fundamentals of Automotive Technology.

To confirm this request, and set a new password for your account, please go to the following web address:

[https://demo-au.fatonline.cdbsite.com/login/forgot\\_password.php?token=4LmYWdvfU7QNTxHd9SLiRn4jbKMBgoJ](https://demo-au.fatonline.cdbsite.com/login/forgot_password.php?token=4LmYWdvfU7QNTxHd9SLiRn4jbKMBgoJ)

(This link is valid for 30 minutes from the time this reset was first requested)

If this password reset was not requested by you, no action is needed.

If you need help, please contact the site administrator,

Admin User

## How to reset your password

6. A **Set password** page will open in your browser presenting two fields, both of which you must enter your new password into. Click the **Save changes** button to confirm.

Please enter your new password below, then save changes.


### Set password

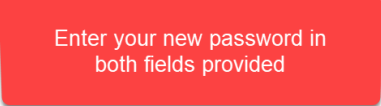
Username igiddings

The password must have at least 8 characters, at least 1 digit(s), at least 1 lower case letter(s), at least 1 upper case letter(s), at least 1 non-alphanumeric character(s) such as as \*, -, or #

New password

New password (again)

There are required fields in this form marked  .



7. You will now automatically be logged into the course site, and don't forget your new password!