





Step	CDX Fundamentals of Automotive Technology 3e: Activity Sheet		
1	Log into CDX and complete the following activities.		
2	Starting at the Dashboard (also known as CDX Home page), click on the gray silhouette button where it appears in the top right of the screen. What are the seven (7) options that appear in the menu?		
	1. Username	2. Dashboard	3. Profile
	4. Grades	5. Preferences	6. Log Out
	7. Switch role to...		
3	Click on each of the items in this menu; with which of these can you: See the results of quizzes and tests you have/will undertake? Grades Update your personal information and account settings? Preferences		
4	Look at the navigation menu on the left of your screen and review the first 3 menu items. Which menu item will you use to view and access all available courses? Site Home		
5	From this menu, select the Safety and Foundation course.		
6	What is the name of Chapter 8 in the Safety and Foundation course? Hand Tools		
7	Open Chapter 8 . Look at the contents and answer the following: What type of items have the  icon? Any of: Quizzes, Tests, Exams, Assessments What type of items have the  icon? Any of: Tasksheets, Assignments		
8	Still in Chapter 8 , open LO 8-01 – Practice basic hand tool safety and answer the following questions: Does this page open in a new tab of your browser? Yes Listen to the page. What color does the reader use to highlight the current word being read? Blue When you highlight or double-click text on the page, are you able to have that text read to you? Yes		
9	Look at the top menu of LO 8-01 – Practice basic hand tool safety : What is the name of the Skill Video listed? Caring for Tools How many tasksheets are listed? Two		
10	Close the LO 8-01 – Practice basic hand tool safety tab in your browser to return to Chapter 8 .		
11	At the bottom of Chapter 8 , find and open the item named Ch 8. Resources . There are eight (8) resources available. What is the first one? ASE Tasksheets: ASE 0		
12	What happens when you click on Audio Book ? Audio starts to play Click the  icon. What are the available options? Download and Playback speed Can you download the book on your computer and/or phone to play while not logged in? Yes <i>Please note that your college/school network may block downloads. If so try doing this at home!</i>		

13	Close the Audio Book and Ch 8. Resources tabs in your browser and click Site Home in the left navigation menu. Access the Electrical course, open Chapter 58 – Meter Usage and Circuit Diagnosis and then LO 58-02 – Describe basic digital multimeter (DMM) control panel operation, measurements, ranges, and probes.
14	Open the Min/Max and Hold Setting item from the Animations tab up top. Which icon must you click to hide the instructions displayed in blue ? Red button with arrow going right to left What information do you see if you click on the key  icon after hiding the instructions? Legend
15	Return to Chapter 58 – Meter Usage and Circuit Diagnosis and open Ch 58. Resources.
16	From the Ch 58. Resources page, choose ASE Tasksheets: ASE 6 and open the first tasksheet in the General: Electrical Systems Diagnosis section. What is the first tasksheet number listed? MAST6001
17	Congratulations, that is the last question! Please sign and submit to your trainer for marking.

Learner Name: _____ Date: _____

Learner Signature: _____

Result: _____

Trainer Signature: _____

