

FUNDAMENTALS OF

Automotive Technology Online

CDX Learning Systems™

See and Change a Student's Quiz Attempts

Instructor Training Series

Topics covered in this tutorial:

- How to see and change a student's quiz attempt in your CDX courses..

Need further instruction?

Visit <http://www.cdxauto.com/TrainingLibrary>

Need support?

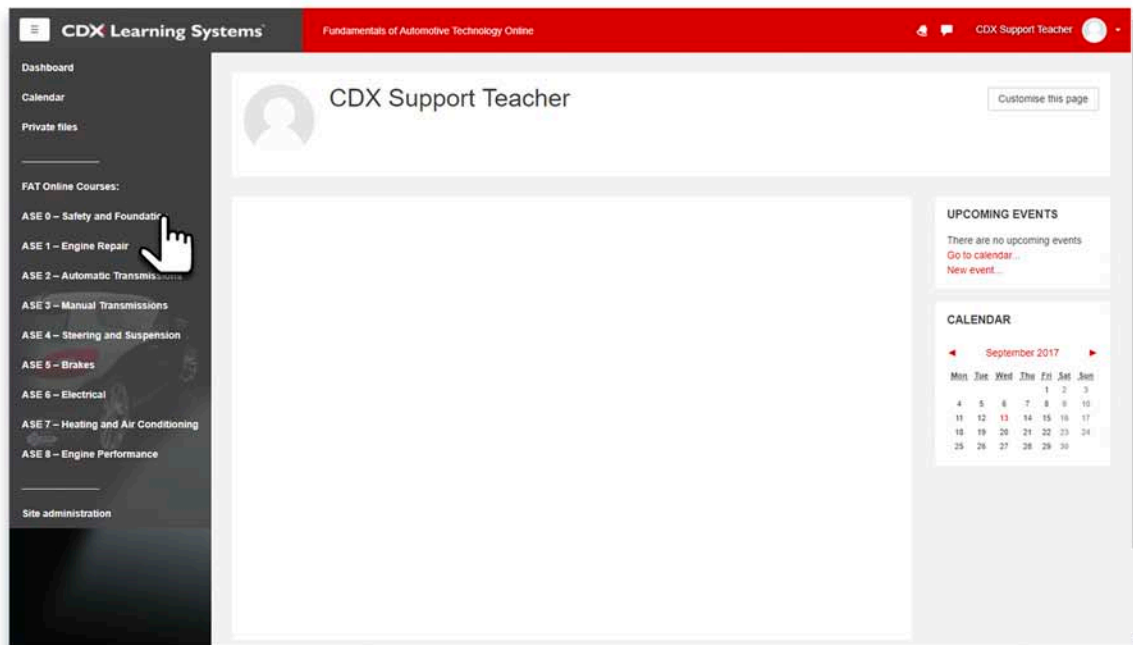
Contact the CDX Support Helpdesk

Email: cdxsupport@partnerinpublishing.com

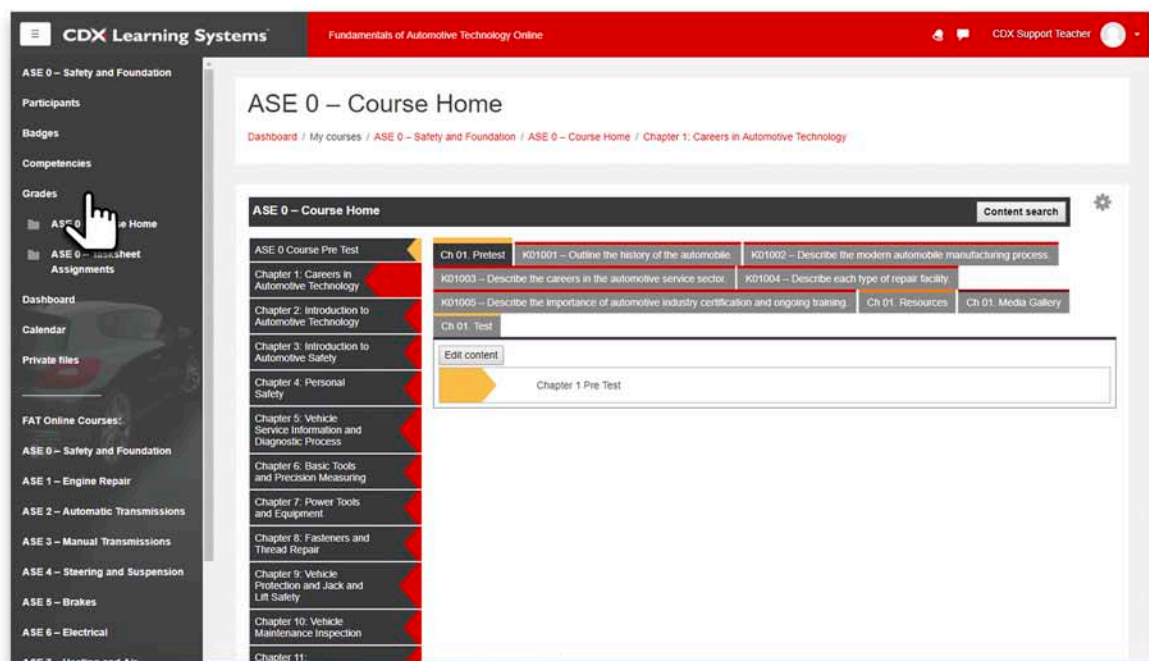
Phone: 1-844-273-7537

Begin by logging into your account at cdxauto.com and navigating to your CDX home page.

Then, from the navigation on the left, click on the course that contains the assignments you would like to review.



Then, from the navigation on the left, click on the Grades option.



From the Grader Report find and click on the assignment you would like to review.

This will bring you to a page that lists all Student attempts on the assignment and details about that attempt including when they attempted the assignment, when they completed it and what questions they got correct or incorrect.

The screenshot shows the 'Grader report' page in CDX Learning Systems. The left sidebar contains navigation options like 'Participants', 'Badges', and 'Grades'. The main content area shows a list of assignments for 'ASE 0 - Safety and Foundation'. A hand cursor is pointing to the 'ASE 0 Course Pre Test' assignment.

To review a specific Student's attempt, find that student in the list, and click on the Review Attempt option below their name.

The screenshot shows the 'Grader report' page with a table of student attempts. A hand cursor is pointing to the 'Review attempt' link for the student 'fatonlinestudent1'.

First name / Surname	Email address	State	Started on	Completed	Time taken	Grade/10.00	Q. 1 /2.00	Q. 2 /2.00	Q. 3 /2.00	Q. 4 /2.00	Q. 5 /2.00
fatonlinestudent1	fatonlinestudent1@mailinator.com	Finished	19 July 2017 11:23 AM	19 July 2017 11:25 AM	1 min 51 secs	2.00	✓ 2.00	✗ 0.00	✗ 0.00	✗ 0.00	✗ 0.00
Overall average						2.00 (1)	2.00 (1)	0.00 (1)	0.00 (1)	0.00 (1)	0.00 (1)

This will bring you to a page where you can review their attempts for the assignment. If the student has submit multiple attempts, you can toggle between them by clicking on the attempt you would like to see.

While reviewing their attempts, you will be able to see all of the questions they received, the answers they selected, and any feedback for that question.

The screenshot shows the CDX Learning Systems interface for a quiz titled 'Fundamentals of Automotive Technology Online'. The user is 'CDX Support Teacher'. The quiz was started on Wednesday, 19 July 2017, at 11:23 AM and completed at 11:25 AM. The student 'fatonlinestudent1' has a grade of 2.00 out of 10.00 (20%).

Question 1
Correct
Mark 1.00 out of 1.00

Henry Ford's _____ approach made assembly much more efficient, increasing the number of vehicles that could be built in a shift and thereby lowering production costs.

Select one:

- a. Assembly line ✓ Correct
- b. Production area
- c. Custom built
- d. None of the above

The correct answer is: Assembly line

Make comment or override mark

Response history

Step	Time	Action	State	Marks

QUIZ NAVIGATION

fatonlinestudent1
fatonlinestudent1

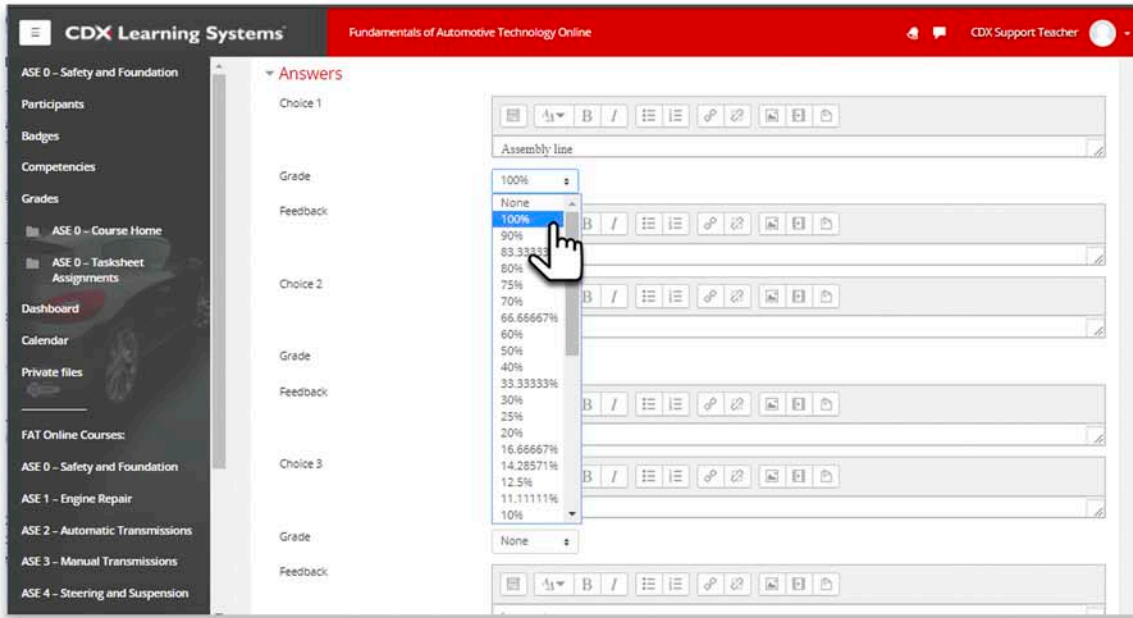
1 2 3 4 5

Show one page at a time
Finish review

Modifying their attempt is done on a question by question basis and there are 2 options for modifying the students' attempts. The first option is to edit the question itself. This option will be used if you find that the student has selected the correct answer but the question marked it as incorrect.

This screenshot is identical to the previous one, but a hand cursor is pointing to the 'Edit Question' icon (a gear with a pencil) next to the question title.

Finding the correct Choice and setting its Grade Dropdown Menu to 100% will change the question to recognize that choice as the correct answer.



The other option for modifying a students' attempt is to click on the Make Comment or Override Mark option. This option will bring you to a page where you can leave your own custom feedback or change the amount of points they received for that question regardless of whether they got the question correct or incorrect.

