

FUNDAMENTALS OF

# Automotive Technology Online

**CDX** Learning Systems™

## Find and Use FlashCards

*Instructor Training Series*

## Topics covered in this tutorial:

- How to find and use flash cards in your CDX courses.

### Need further instruction?

Visit <http://www.cdxauto.com/TrainingLibrary>

### Need support?

Contact the CDX Support Helpdesk

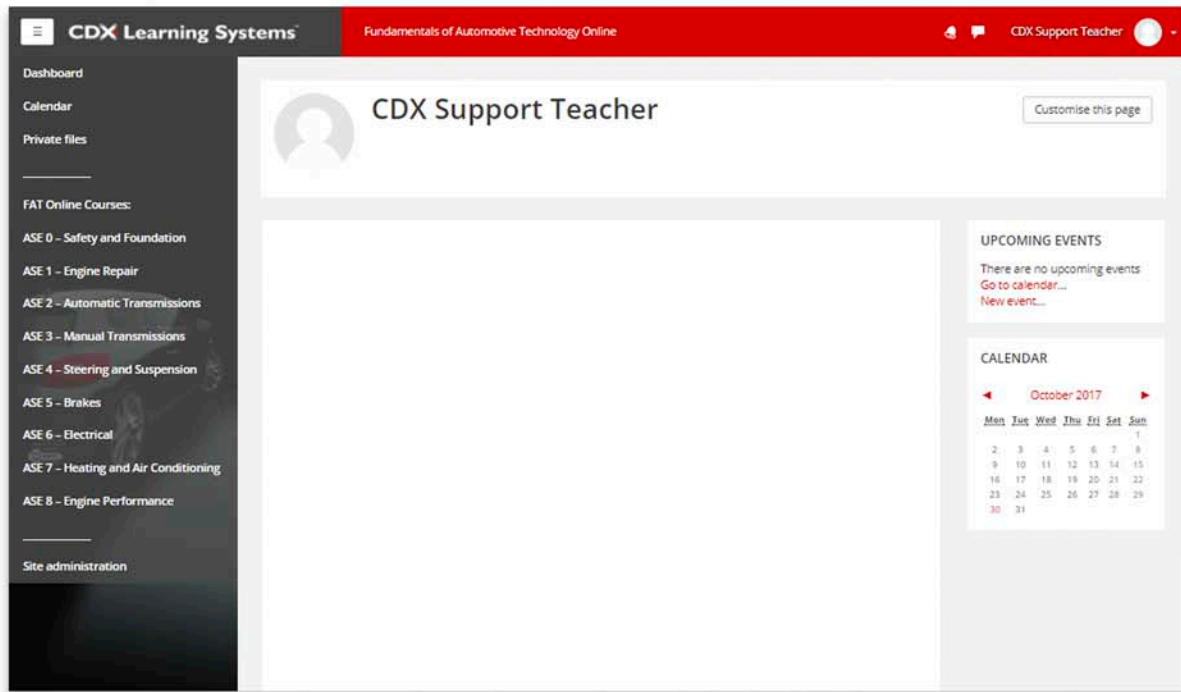
Email: [cdxsupport@partnerinpublishing.com](mailto:cdxsupport@partnerinpublishing.com)

Phone: 1-844-273-7537

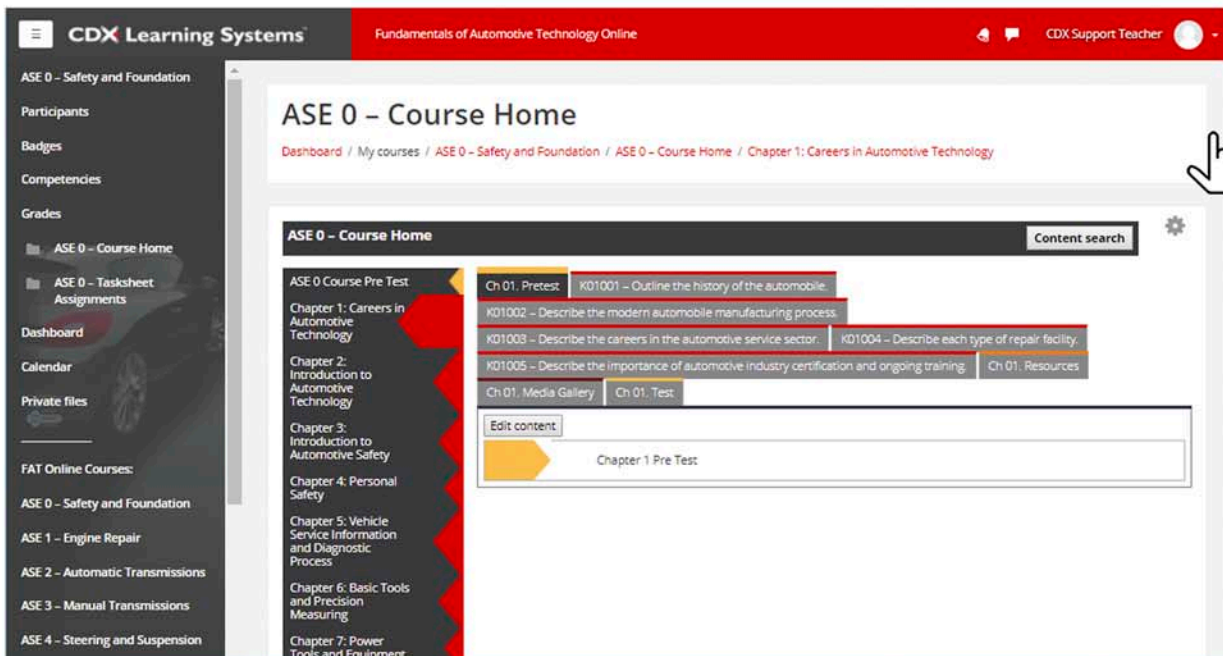
CDX FAT Online contains Flash Cards, that your students can use to study key terms for you CDX courses.

Begin by logging into your account at [cdxauto.com](http://cdxauto.com) and navigating to your CDX Product.

Then, click on the course that contains the chapter you would like Find the Flash cards for from the navigation on the left.

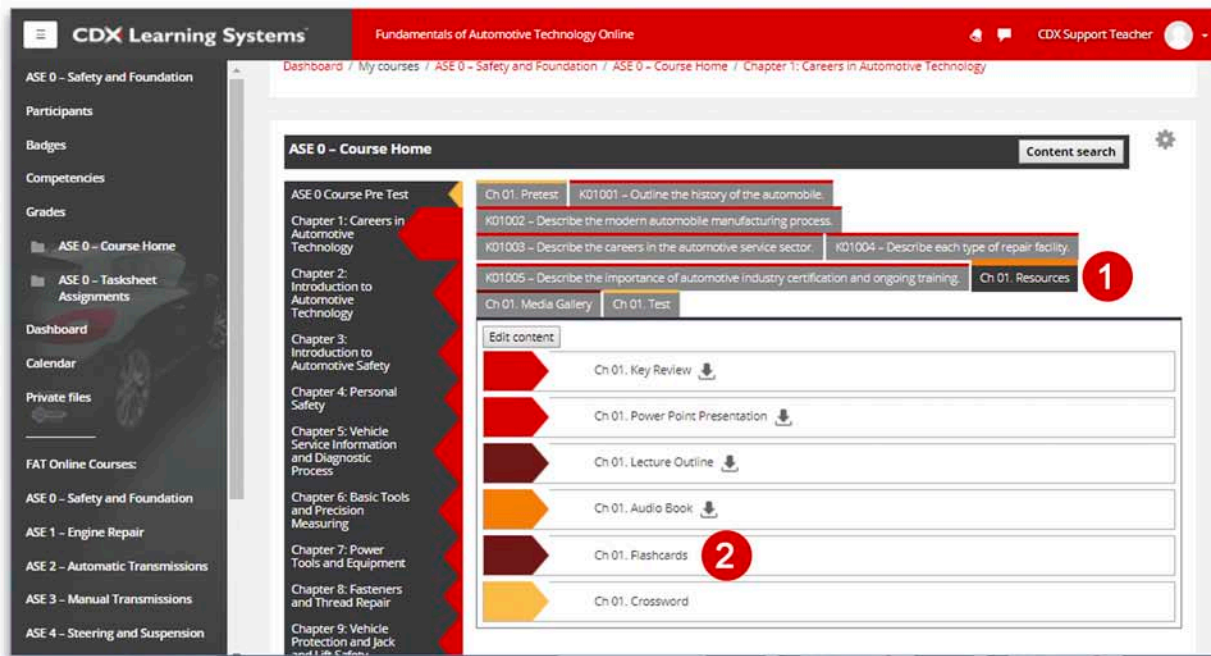


This will bring you to a page with all the chapters down the left with the sections of the currently selected chapter across the top.

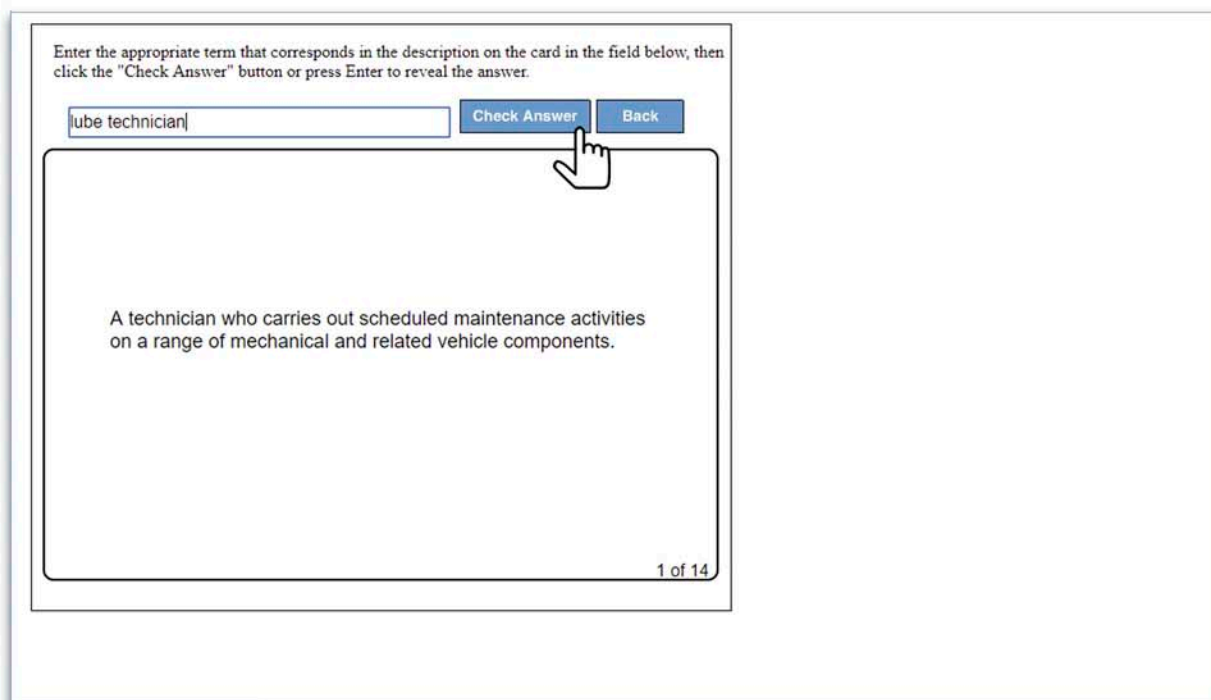


Near the end of each chapter you will see a section called Resources<sup>1</sup>. Click on that option to see the resources for each chapter.

Under Resources you will find an option for Flash Cards. Click on the Flash Cards link<sup>2</sup> to open a new window that shows the definition of a key term.



Type in the word that you think matches the definition, then click Check Answer.



You will then get to see what answer you put in and what the correct answer is.

Then you can press enter or click on the card to go to the next card.

Enter the appropriate term that corresponds in the description on the card in the field below; then click the "Check Answer" button or press Enter to reveal the answer.

**Your Answer:** lube technician

**Correct Answer:** lube technician

[Press Enter or click here to continue.](#)