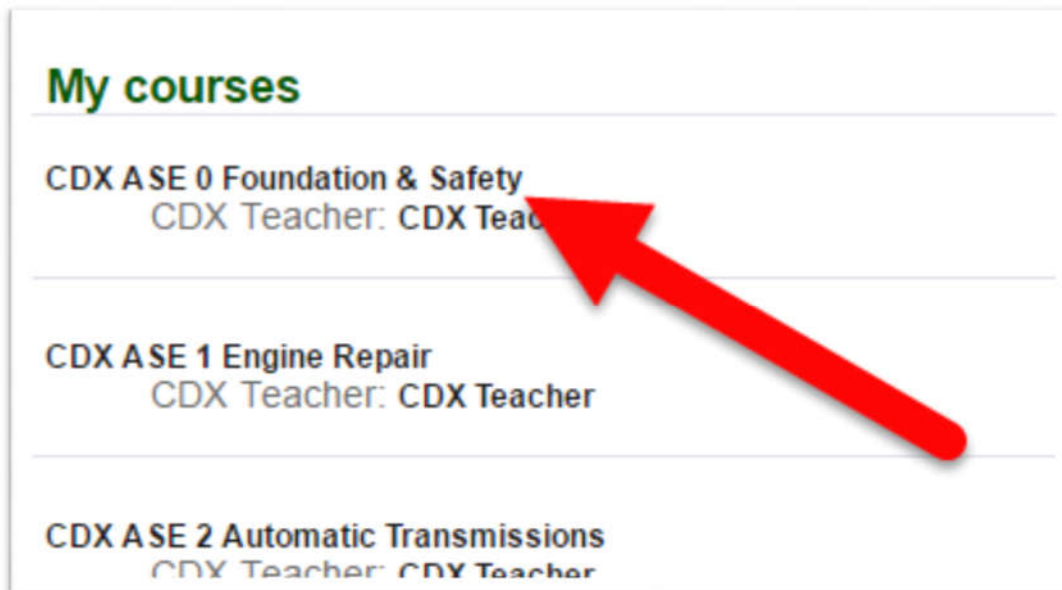
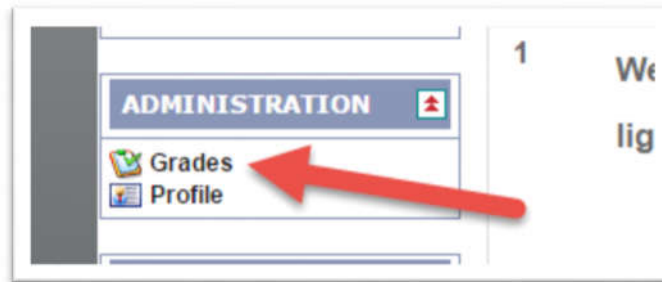


Checking your Quiz Grades in your MLR2014 CDX Course

1. Navigate to your school's CDX site and log in to your account.
2. Then click on a course section that contains the grades you would like to see by clicking on it from the list of My Courses.



- This will bring you to the Course Home page for that course. On the left side of the page, find the box labeled Administration. From the Administration box, click on the Grades option.

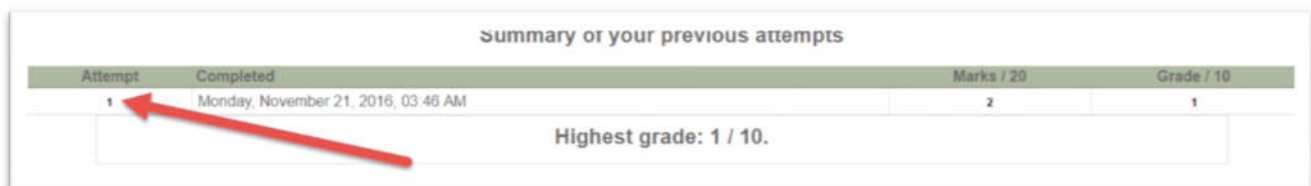


- This will bring you to a page that shows a list of all assignments in that course section, and the grades you have received for them.
- If you would like to review your attempts for a specific assignment, click on that assignment from this list.

User report - Training Student

Grade item	Grade	Range	Percentage	Feedback
CDX ASE 0 Foundation & Safety				
ASE 0 Pretest				
Foundation and Safety Pretest Quiz		0.00 % (0.00)–100.00 % (10.00)	-	
\bar{x} Category total		(0.00)– (0.00)	-	
Chapter Pretests				
Careers in Automotive Technology Pretest		0.00 % (0.00)–100.00 % (10.00)	-	
Introduction to Automotive Technology Pretest	10.00 % (1.00)	0.00 % (0.00)–100.00 % (10.00)	10.00 %	
Introduction to Automotive Safety Pretest		0.00 % (0.00)–100.00 % (10.00)	-	
Personal Safety Pretest		0.00 % (0.00)–100.00 % (10.00)	-	
Vehicle, Customer, and Service Information Pretest		0.00 % (0.00)–100.00 % (10.00)	-	
Tools and Equipment Pretest		0.00 % (0.00)–100.00 % (10.00)	-	

6. This will bring you to a page that lists a summary of your attempts which includes when you took them and the grade you received.
7. If you would like to review the questions you had on an attempt, click on the attempt number.



Summary of your previous attempts

Attempt	Completed	Marks / 20	Grade / 10
1	Monday, November 21, 2016, 03:46 AM	2	1

Highest grade: 1 / 10.

8. This will bring you to a page where you can review the questions you received on that quiz and the answers you selected.

