

CDX User Manual

Locking a Quiz

CDX Medium Heavy

For Secondary and Post-Secondary Schools

JONES & BARTLETT LEARNING

CDX  **Automotive**

www.cdxauto.com/TrainingLibrary

Log into your site with your teacher account.

Log in

otive

HEAVY VEHICLE

3 SUSPENSION, STEERING,

4 DRIVE TRAINS

5 HVAC

6 HYDRAULICS

7 PREVENTATIVE MAINTENANCE INSPECTION

PREVENTATIVE MAINTENANCE INSPECTION

Course PRE-TEST

Course FINAL EXAM

Available courses

JONES & BARTLETT LEARNING

CDX Automotive

www.cdxauto.com/TrainingLibrary

Select the content area where the test you want to lock is located.

HEAVY VEHICLE

1 FOUNDATION & SAFETY

2 ELECTRICAL & ELECTRONIC SYSTEMS

ELECTRICAL & ELECTRONIC SYSTEMS
Basics, Circuit protection, Test instruments
Batteries
Starting & Charging Systems
Body Electrical Systems
Signals and Sensors
On-board Networks, Diagnostics

Course PRE-TEST

Course FINAL EXAM

3 SUSPENSION, STEERING & BRAKES

4 DRIVE TRAINS

5 HVAC

6 HYDRAULICS

7 PREVENTATIVE MAINTENANCE INSPECTION

Available courses

- FOUNDATION & SAFETY
Teacher: Example User
- ELECTRICAL & ELECTRONIC SYSTEMS
Teacher: Example User
- SUSPENSION, STEERING & BRAKES
Teacher: Example User
- DRIVE TRAINS
Teacher: Example User
Teacher: Test User


Select and open the quiz.

Home > ELECTRICAL & ELECTRONIC SYSTEMS > BASIC ELECTRICITY, CIRCUIT PROTECTION & TEST I... > Systems Chapter 6 - Prin

ELECTRICAL & ELECTRONIC SYSTEMS

BASIC ELECTRICITY, CIRCUIT PROTECTION & TEST INSTRUMENTS

Systems Chapter 6 - Principles of Electricity	KNOW	Principles of Electricity Pretest	1. Principles of Electricity	2. Basic Electricity	3. Understanding
Systems Chapter 7 - Generating Electricity	KNOW	Principles of Electricity Study Tools	Principles of Electricity Chapter Test		
Systems Chapter 8 - Electric Circuits and Circuit Protection	KNOW	PROVE	Chapter 06 Pretest		
Systems Chapter 9 - Circuit Control Devices	KNOW				
Systems Chapter 10 - Electrical Test Instruments	KNOW				







Click **Edit Settings**, under Administration > Quiz Administration.

The screenshot displays a user interface for a learning management system. On the left, a quiz result is shown with the text "od: Highest grade" and "Grade / 50.00". Below this, there is a "Review" link and a button labeled "he last attempt". On the right, a navigation menu is visible. The menu items include Home, Dashboard, Site pages, Current course, FOUNDATION & SAFETY (with sub-items Participants and Badges), TASKSHEETS & FINAL EXAM, Course Pretest Foundation and Safety, and Courses. Below this, an "ADMINISTRATION" section is highlighted in orange. Under "ADMINISTRATION", the following items are listed: Quiz administration, Edit settings, Group overrides, User overrides, Edit quiz, Preview, Results, Locally assigned roles, Permissions, and Check permissions. A red arrow points to the "Edit settings" item in the "ADMINISTRATION" section.

This page has a couple options for preventing access.
Under “Timing”, you can set the Open and Close dates and times.
Be sure to check the boxes to enable.

▼ Timing

Open the quiz [?] 15 ▾ September ▾ 2015 ▾ 15 ▾ 02 ▾  Enable 

Close the quiz 15 ▾ September ▾ 2015 ▾ 15 ▾ 02 ▾  Enable 

Time limit [?] 0 minutes ▾ Enable

When time expires [?] Open attempts are submitted automatically ▾

Submission grace period [?] 1 days ▾ Enable

Under “Extra Restrictions on Attempts”, you can set a password.
Click “Show More...” if you do not see the password field.

▼ Extra restrictions on attempts

Require password* ⓘ Unmask


Require network address* ⓘ

Enforced delay between 1st and 2nd attempts* ⓘ minutes Enable

Enforced delay between later attempts* ⓘ minutes Enable

Browser security* ⓘ

Show less...



In “Common Module Settings”, If a quiz is “hidden”, students can see the link, but cannot access it.

▼ Common module settings


Visible

ID number

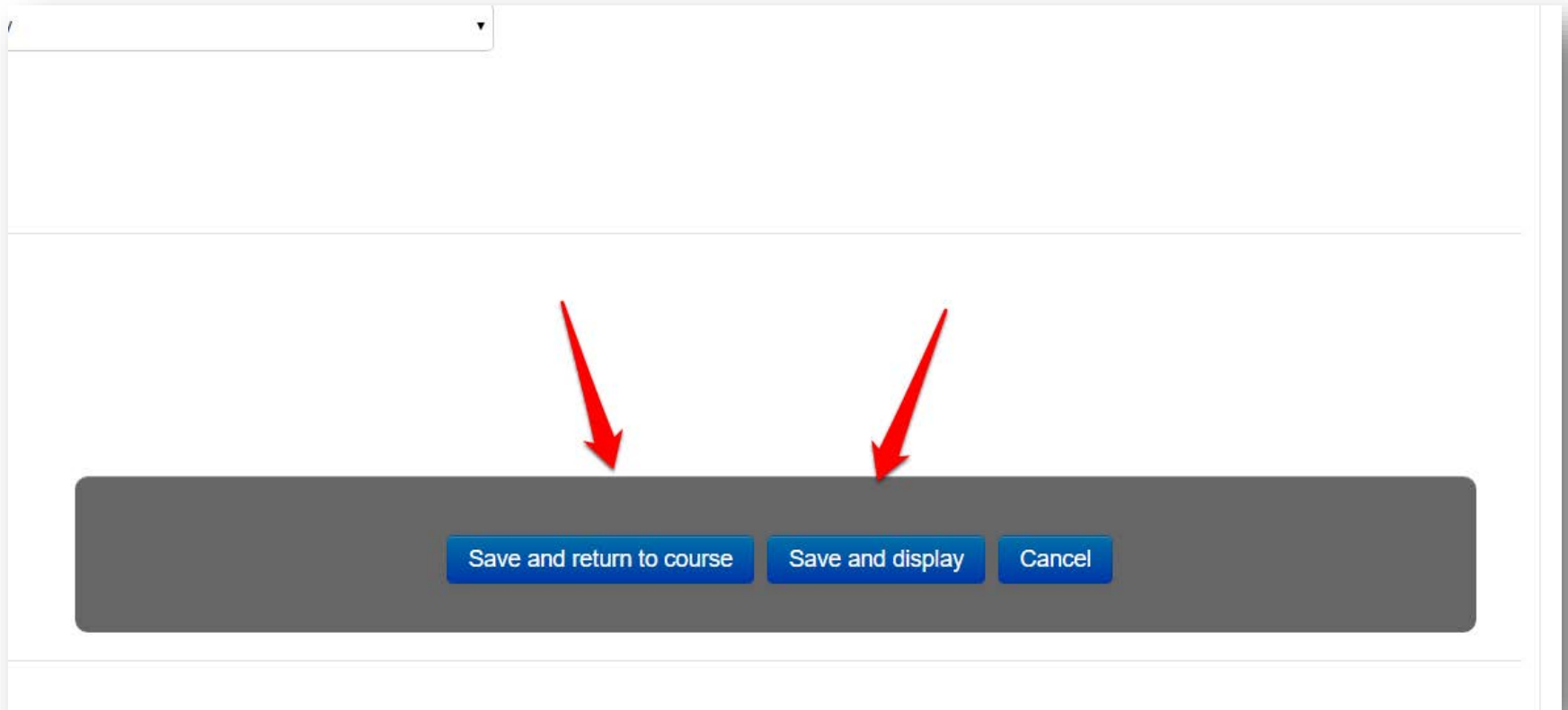
Group mode

Grouping

There are required fields in this form marked *.

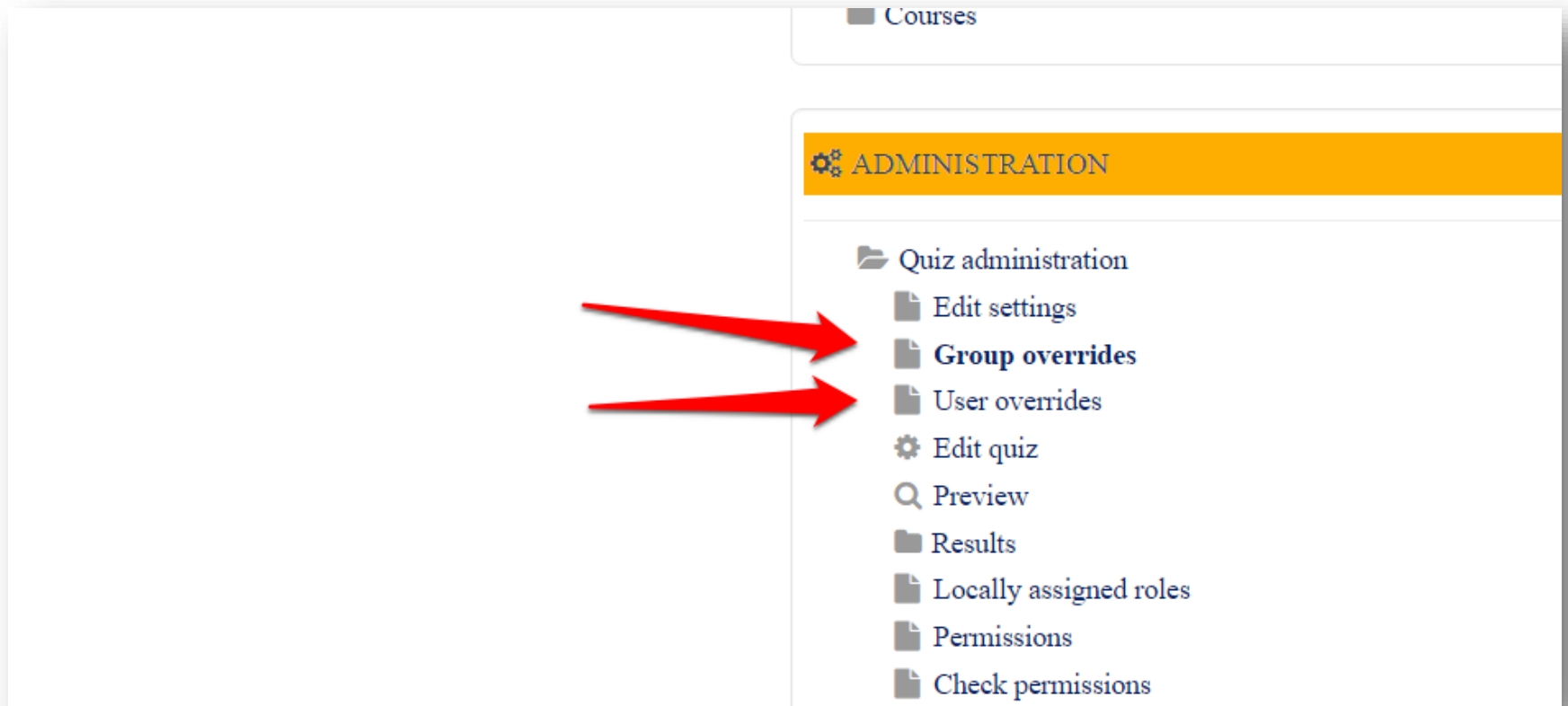


When you make your changes, click “Save and Display” to save and return to the test.



GROUP OR USER OVERRIDES

You can override some settings for a particular user or group.
Open the quiz, and choose either Group or User Overrides



Click “Add Group/User Override”


Course Pretest Foundation and Safety


Add group override





First, select the Group or User these settings are for.
Then, select your settings. These will be specific for the user or group you selected.
When finished, click save.

▼ Override

Override group* Tutorial Group ▼ 


Require password ?  Unmask

Open the quiz 15 ▼ September ▼ 2015 ▼ 15 ▼ 32 ▼  Enable

Close the quiz 15 ▼ September ▼ 2015 ▼ 15 ▼ 32 ▼  Enable

Time limit ? 0 minutes ▼ Enable

Attempts allowed Unlimited ▼



There are required fields in this form marked *.

Additional help and tutorials can be found at:

<http://cdxauto.com/support>