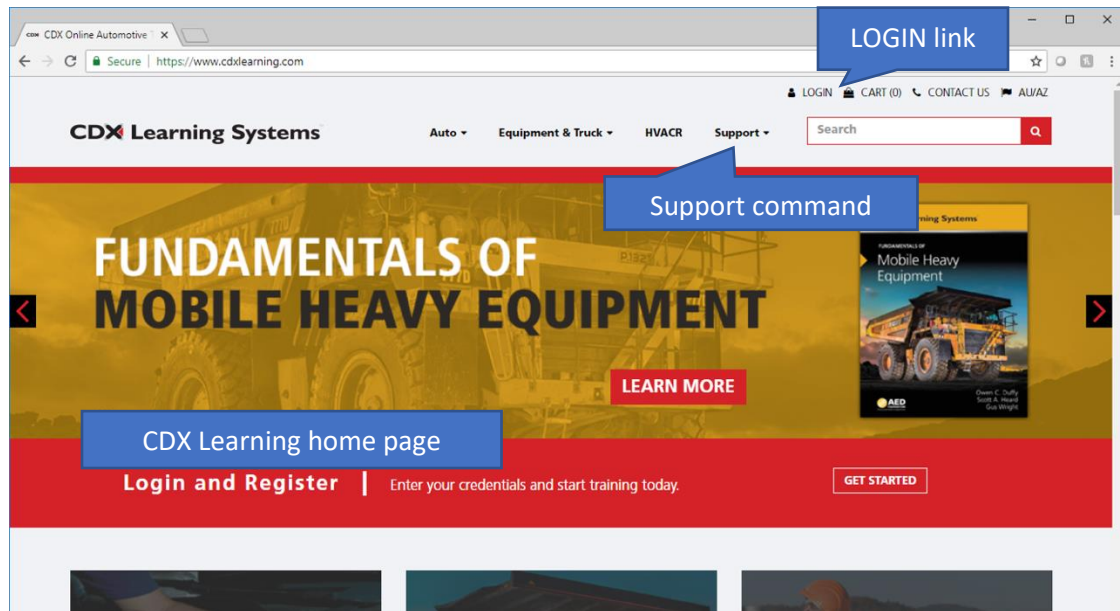


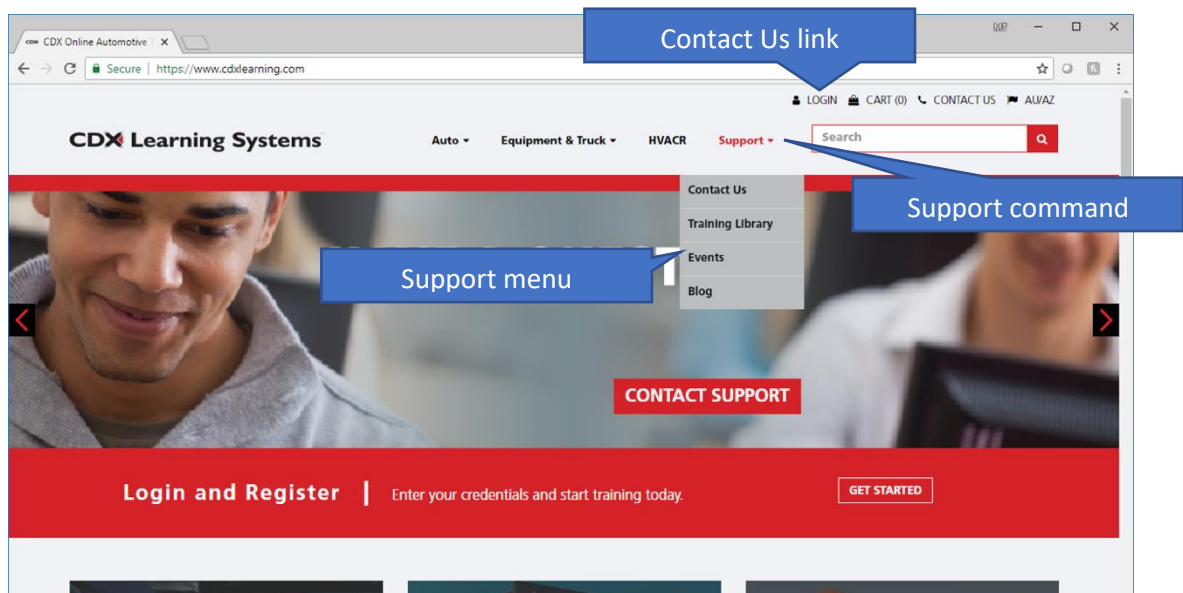
## How do I navigate and log in to CDXLearning.com?

If this is your first time logging into the redesigned CDXLearning.com site, here's how to use the new login page and find support information.

1. Navigate to [www.cdlearning.com](http://www.cdlearning.com). The CDX Learning Systems home page opens, where you can access the login page for your course or get additional support if you need it.



2. Even before logging in, you can access a variety of support options, including contacting your sales rep or using the Training Library. To do so, click or point to the **Support command** in the upper right area of the CDX Learning Systems home page. A Support menu opens, as shown here.



## How do I navigate and log in to CDXLearning.com?

3. To speak with customer service via phone or email, click **Contact us** in the Support menu (or simply click the **Contact Us** link in the upper right corner of the home page). In the Contact Us page that opens, scroll down and use the links to email or call customer support, or to find and contact your CDX sales rep. You can fill out the **Contact Us form** to have someone contact you.

The screenshot shows the 'Customer Service' section of the CDX Learning website. It includes contact information for USA and Global support, a 'Contact Us' form, and links to find a sales representative or report a bug. Callouts provide additional instructions:

- Click to email CDX support**: Points to the email link [support@cdxlearning.com](mailto:support@cdxlearning.com).
- Refer to the support number for your area**: Points to the support numbers listed under 'USA Support' and 'Global Support'.
- Click to find your sales rep**: Points to the 'FIND A REP' button.
- Fill out all required fields (\*) if you prefer not to email or call**: Points to the 'Contact Us' form fields.

**Customer Service**

**USA Support:**  
Toll Free: 1-844-246-4CDX (4239)  
Monday - Friday 8:30a.m. to 8:00p.m. EST  
Jones & Bartlett Learning Main Line: 978-443-5000

**Global Support:**  
1-844-984-6371 for Canada  
61 7 3103 2321 for Australia  
64 889 3737 for New Zealand

**Contact Us**

First name\* Last name  
Email\*  
School/Company\*  
Position\*  
What Can We Help You With?\*

support@cdxlearning.com

Click your CDX Sales Representative **FIND A REP**

Make a suggestion or report a bug

**MLR FAT M/H TRUCK & EQUIPMENT MAST**

4. When you're ready to log in, click the **LOGIN** link in the upper right corner of the screen. The account login screen opens. From here, you can log in and navigate to your course.

The screenshot shows the login page of the CDX Learning website. It includes the Jones & Bartlett Learning logo, a login form, and links for technical support and redeeming codes. Callouts provide additional instructions:

- User name field**: Points to the 'Username' input field.
- Password field**: Points to the 'Password' input field.

**LOG IN TO YOUR ACCOUNT**  
Enter your username and password below to access your account.

Username  
Password  
Log In


Don't have an account?  
Redeem an Access Code and create an account now.

Forgot your password?  
We'll send reset instructions.

CDX JONES & BARTLETT LEARNING TARASCON PUBLIC SAFETY GROUP FISDAP

## How do I navigate and log in to CDXLearning.com?

5. Enter your user name in the **User name field**, enter your password in the **Password field**, then click the **Log In button**. (If you have not yet created a CDX account, see *Create an Account and Redeem an Access Code*. If you have an account but have not yet added a course, see *Redeem an Access Code in an Existing Account*.) The My Account page opens, displaying your active course or courses, including other courses within the Jones & Bartlett family of products.



6. To access the course, click the **course name**, then when the Launch screen opens click the **LAUNCH button**.

