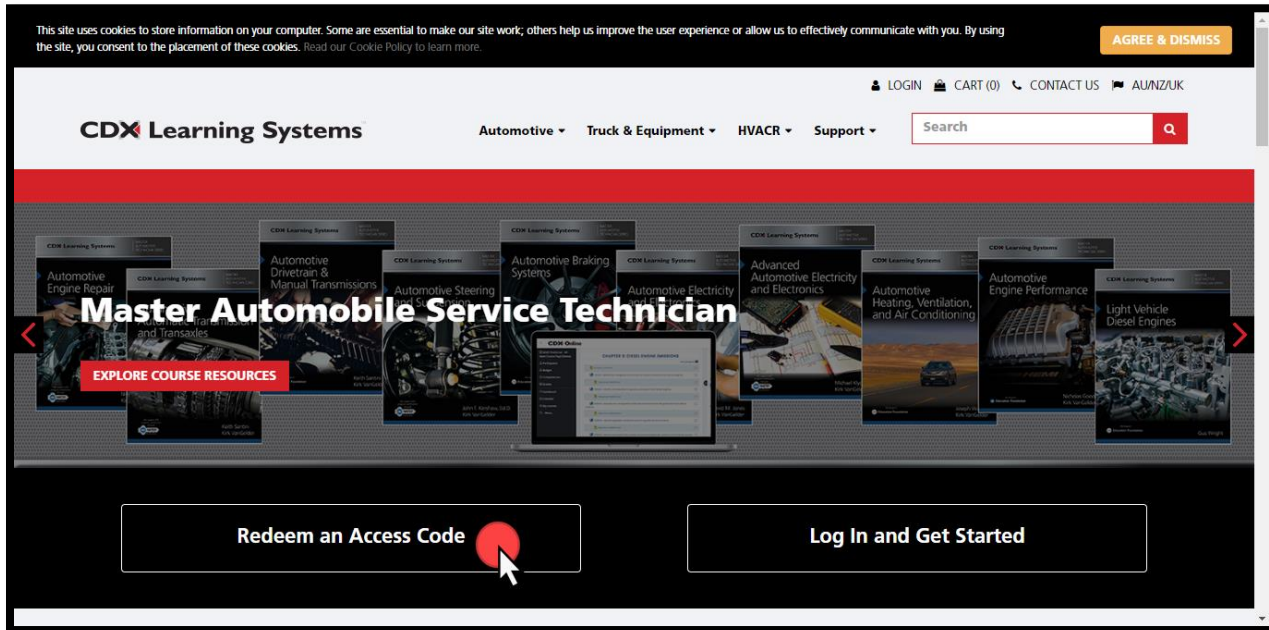


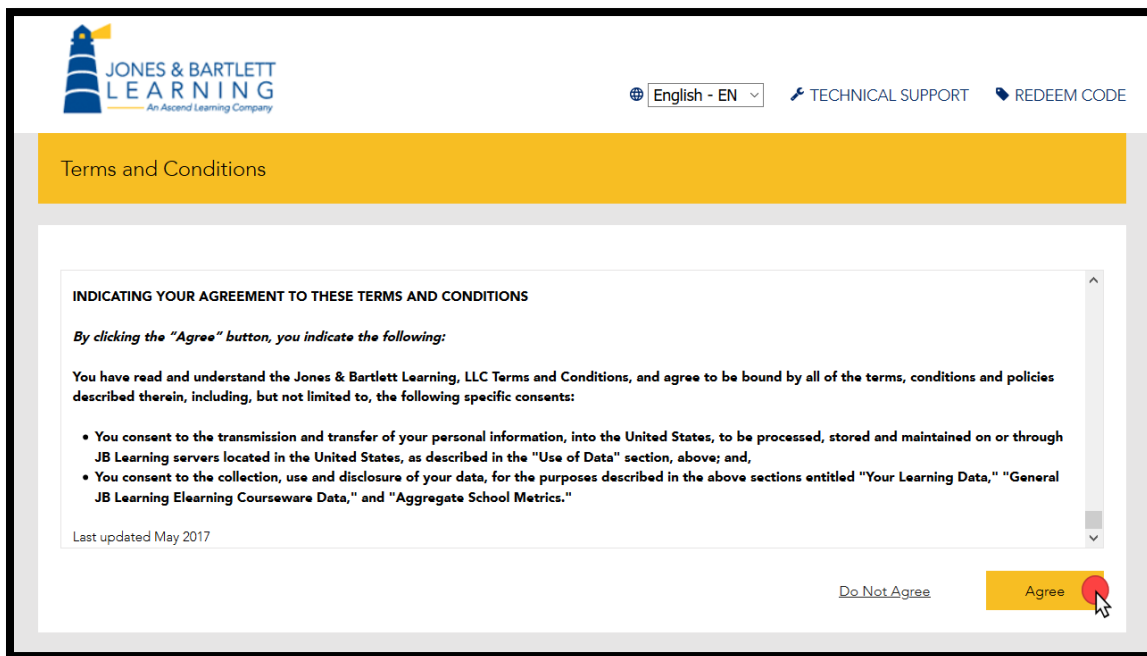
How do I redeem an access code in an existing account?

You may login to your existing account and click the Redeem Access code button found at the top of your My Account page and complete the next steps as prompted. Alternatively, you may follow the steps below.

1. Navigate to www.cdlearning.com and click on the **Redeem an Access Code** button.



2. A Terms and Condition page will open. After reading the terms, click the **Agree** button in the lower right corner of the page.



How do I redeem an access code in an existing account?

3. Enter your access code in the **Access Code** field on the next page, then click the **Redeem** button.

Redeem an Access Code

Redeem your Access Code below to set up an account and access your content.

Access Code (Required) [Ⓢ]

Access Code

Redeem

[Already have an account?](#)
Log in to redeem your Access Code.

[Need help?](#)
Contact us today.

TECHNICAL SUPPORT REDEEM CODE

FISDAP RECERT ECSI CDX JONES & BARTLETT LEARNING

4. On the next page, ensure you click the **Confirm with existing account** button.

Confirm Your Selection

Confirm the details of your Access Code below.

CDX Preferred Access to (FAT) Fundamentals of Automotive Technology, 2e 1-Year

Access Code: 5435923323

[Already have an account?](#)
Log in to redeem your Access Code.

[Need help?](#)
Contact us today.

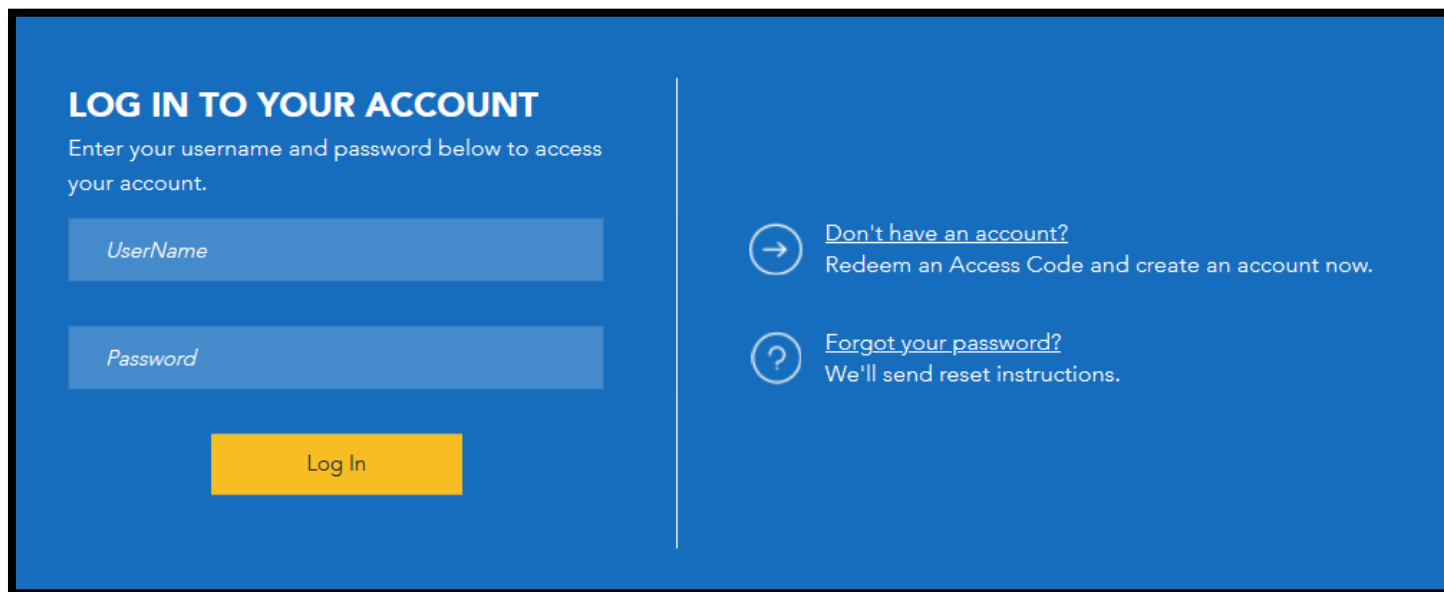
Confirm with existing account Confirm and create new account Cancel

English - EN TECHNICAL SUPPORT REDEEM CODE

JONES & BARTLETT LEARNING

How do I redeem an access code in an existing account?

5. Next, enter your current account credentials in the fields provided and click the **Log In** button.



LOG IN TO YOUR ACCOUNT

Enter your username and password below to access your account.

UserName

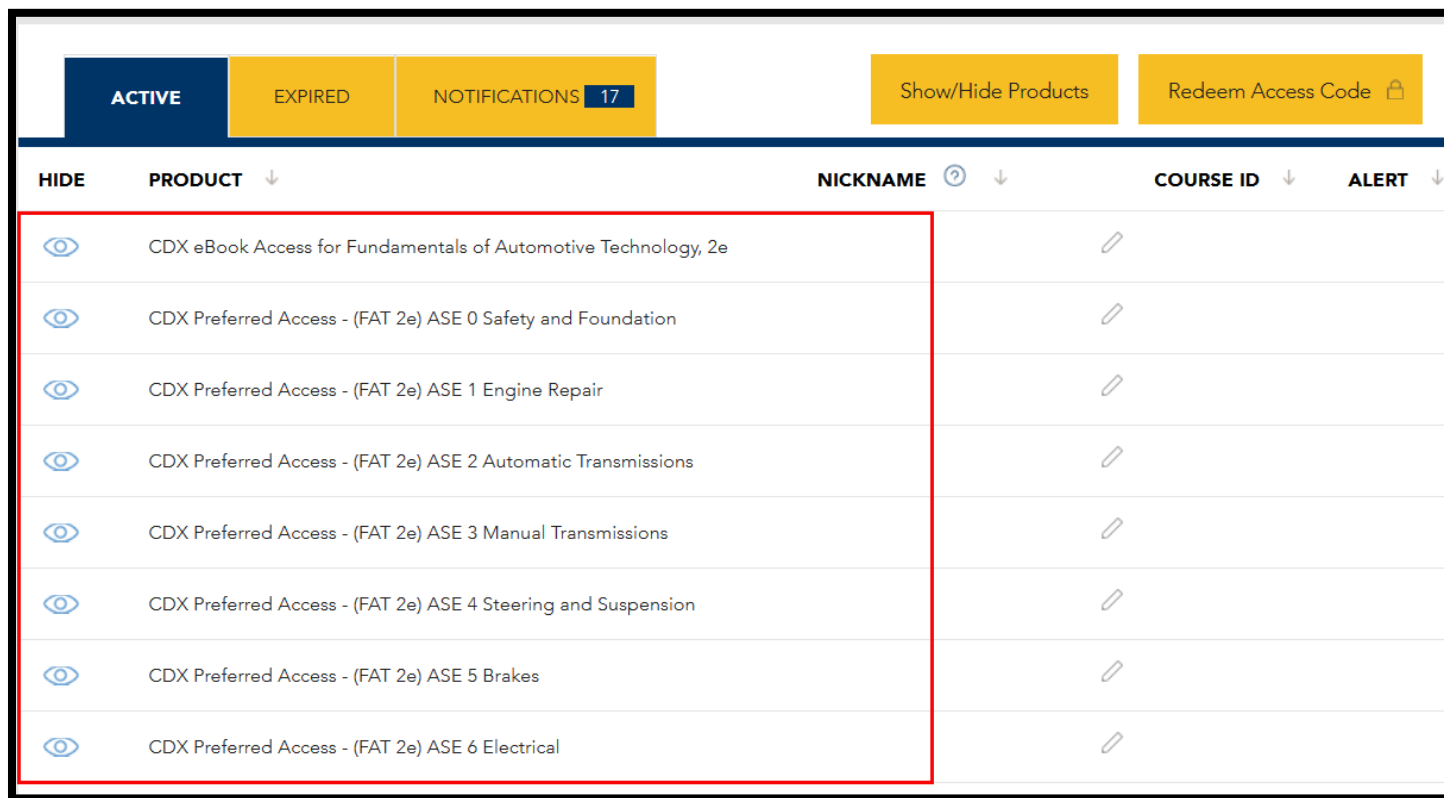
Password

Log In

[Don't have an account?](#)
Redeem an Access Code and create an account now.

[Forgot your password?](#)
We'll send reset instructions.

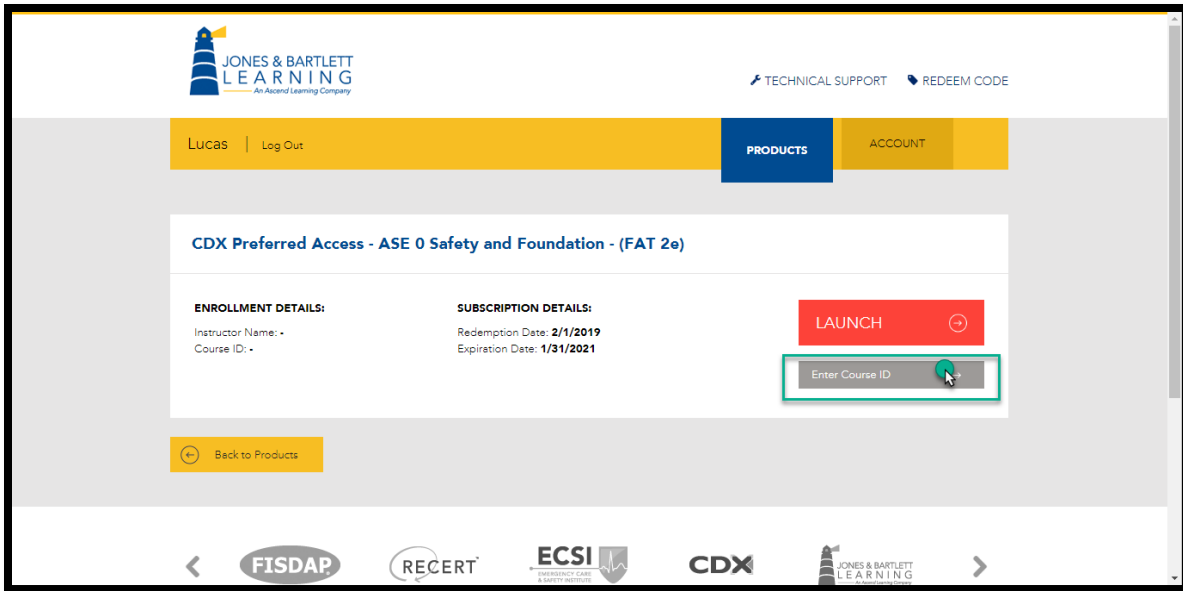
6. Your My Account **Product** page will load displaying your new CDX courseware.



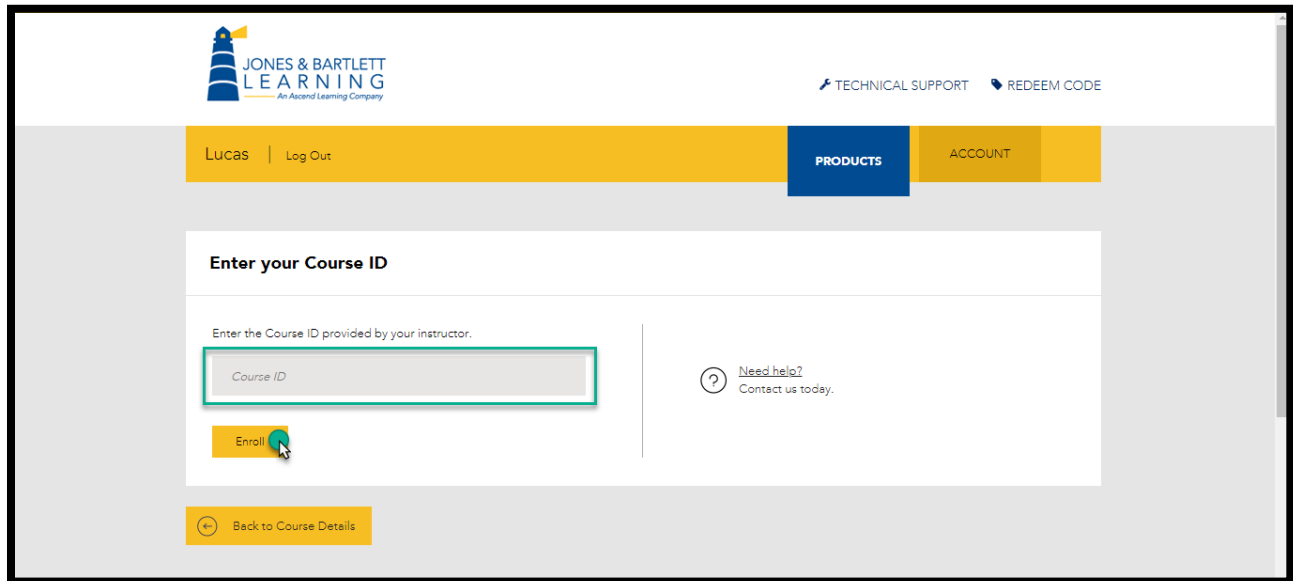
HIDE	PRODUCT	NICKNAME	COURSE ID	ALERT
	CDX eBook Access for Fundamentals of Automotive Technology, 2e			
	CDX Preferred Access - (FAT 2e) ASE 0 Safety and Foundation			
	CDX Preferred Access - (FAT 2e) ASE 1 Engine Repair			
	CDX Preferred Access - (FAT 2e) ASE 2 Automatic Transmissions			
	CDX Preferred Access - (FAT 2e) ASE 3 Manual Transmissions			
	CDX Preferred Access - (FAT 2e) ASE 4 Steering and Suspension			
	CDX Preferred Access - (FAT 2e) ASE 5 Brakes			
	CDX Preferred Access - (FAT 2e) ASE 6 Electrical			

How do I redeem an access code in an existing account?

1. To enroll in a course, click on the **course name**. You will be brought to the course launch page where you must click the **Enter Course ID** button to enter in your 6-digit course ID. If you don't know your Course ID, consult your instructor or course administrator.



2. Upon entering your course ID in the field provided, click the **Enroll** button.



3. You are now enrolled in the course and may click the **Launch** button open it and begin your work.